


JANUARY 2024

Daily literacy-building activities to share with your child.



SUNDAY

MONDAY

TUESDAY

WEDNESDAY

THURSDAY

FRIDAY

SATURDAY

1 WRITING

Draw the numbers 2024 and color them with your child. Talk about the upcoming year.



2 PLAYING

Play "Riddle Me." Take turns offering riddles.

I'm white and fluffy and float in the sky. I can be gray when it rains. What am I? Yes! Clouds!

3 TALKING

Tell your child about winter weather and how cold it can be in some places. Is your area cold or mild? Share your favorite thing about winter.

4 SINGING

Play or sing a song your child is familiar with and act it out while you are singing or while it is playing.

5 COUNTING

Weigh your child and write it here: _____
Save the calendar and measure again in June.

6 READING

Visit the library (or the library's website if the building is not open) and check out a book together.

7 WRITING

With your child write down (and talk about) important dates on a 2024 calendar.

8 PLAYING

Create an obstacle course and give your child directions.

Go around the chair, go over the book, pick up the spoon, turn around and come back.

9 TALKING

Talk about colors. Ask your child what their favorite color is and share what your favorite color is. Talk about things that are those colors.

10 SINGING

Play a favorite song and have a silly dance contest.



11 COUNTING

Measure your child's height and write it here: _____
Save the calendar and measure again in June.

12 READING

Use your finger to follow along with the words in the book as you read to your child today.

13 WRITING

Write these questions and help your child answer them. Then decorate the page.

*My name is _____.
I am ____ years old.*

14 PLAYING

Play "Follow the Leader." Do things and ask your child to do the same.

Touch your head, Turn around, Sit down, Stand up again!

15 TALKING

Talk about food.

Which food do you each think is the most delicious? What do you want to eat for dinner?

16 SINGING

Sing or say "Twinkle, Twinkle, Little Star."

(Words are on the back. ➡)

17 COUNTING

Sing or say "Five Little Snowmen."

(Words are on the back. ➡)



18 READING

Be a reading role model. Let your child see you reading a book or magazine.



19 WRITING


Write these questions and help your child answer them. Then decorate the page.

*My favorite color is _____.
My favorite animal is _____.*

20 PLAYING

Go on a scavenger hunt.

*Look for things that begin with T.
Toys, trees, toes.*



21 TALKING

Help your child place ice cubes in various places inside your home. Talk about which melts first.



22 SINGING

Make up silly songs about everyday activities.

This is the way we brush our teeth, brush our teeth, brush our teeth, to make them very clean!

23 COUNTING

Count snacks.

How many crackers are there?

24 READING

Read a book about winter.

25 WRITING

Take turns using your finger to draw shapes in the air and guessing what the shape is.

Circle, square, triangle, heart, diamond, etc.

26 PLAYING

Play "I Spy." Give the first letter of an object as a clue.

I spy with my little eye something that begins with... D. Yes, dish!

27 TALKING

Give your child choices.

*Would you rather wear your white shirt or your purple shirt?
Would you rather play with the ball or the blocks?*

28 SINGING

Sing or say "Hickory Dickory Dock."

(Words are on the back. ➡)

29 COUNTING

Measure your feet day! Line up all the family's shoes and boots. Whose are the biggest? The smallest?

30 READING

Choose a letter of the day. Point out the letter wherever you see it today.

31 WRITING

Use words or pictures to make lists of favorite things, places they want to visit, or things they're curious about.

You have been your child's teacher from the day he or she was born.

You know more about your child than anyone else, and you are in the best position to help your child get ready to read. Whether your child is four days old or four years old, it is not too early or too late to help him or her develop pre-reading skills. You can help your child learn language and other literacy skills with simple and fun activities like those in this calendar.

TWINKLE, TWINKLE, LITTLE STAR

Twinkle, twinkle, little star
How I wonder what you are
Up above the world so high
Like a diamond in the sky
Twinkle, twinkle little star
How I wonder what you are



HICKORY DICKORY DOCK

Hickory Dickory Dock,
The mouse ran up the clock.
The clock struck one
And down he run.
Hickory Dickory Dock
Tick Tock!

FIVE LITTLE SNOWMEN

Five little snowmen standing in a row,
(Hold up five fingers)

Each had a hat and a big red bow.
(Put hands on head and then neck)

Out came the sun and stayed all day,
(Circle arms overhead)

And one little snowman melted away.
(Slump down)

REPEAT WITH 4, 3, 2, 1, UNTIL NO SNOWMEN ARE LEFT.



Books to Read this Month

Check out these books at the library. If they are not available, ask the librarian for a recommendation.

FOR READERS AGES 0-3

Me and the Family Tree

by Carole Boston Weatherford

Twinkle, Twinkle, Little Star: and Other Nursery Rhymes

by Eric Carl


FOR READERS AGES 3+

Bright Winter Night

by Alli Brydon

Sometimes I Kaploom

by Rachel Vail



FEBRUARY 2024

Daily literacy-building activities to share with your child.



SUNDAY

MONDAY

TUESDAY

WEDNESDAY

THURSDAY

FRIDAY

SATURDAY

4 SINGING Clap along to a favorite song. Emphasize the slow parts and the fast parts. 	5 COUNTING Look at a calendar together. Count the number of days until Valentine's Day. Draw a heart around February 14.	6 READING Pick a book to read together. Stop reading before the end and ask your child, "What do you think will happen?"	7 WRITING Let your child scribble and draw. Encourage them to "sign" their name on the drawing.	8 PLAYING Go on a scavenger hunt. Look for things that are red like stop signs, blankets, shirts, socks, and Valentine's Day decorations.	9 TALKING Sit on the floor and imagine you are going to the moon in a rocket ship. What do you see? <i>There goes a house, there go the clouds, there's the moon!</i>	10 SINGING Say or sing "Zoom Zoom Zoom" together. <i>(Words are on the back. ➡)</i>
11 COUNTING Count your steps today. From the bedroom to the kitchen. From the front door to the corner and then from there all the way back home.	12 READING Pick a letter of the day. Look for it everywhere today: on license plates, at the grocery store, and in books you are reading together.	13 WRITING Sing the "Alphabet Song" slowly and write the letters in the air with your finger as you sing. <i>(Words are on the back. ➡)</i>	14 PLAYING Happy Valentine's Day! Play musical hearts. Place numbered paper hearts on the floor. Call out numbers for your child to run to.	15 TALKING Talk about your family's plans for today. What is your child excited to do or see? 	16 SINGING Sing or Say "The More We Get Together." <i>(Words are on the back. ➡)</i>	17 COUNTING Recite the rhyme, "One, Two, Buckle My Shoe." <i>(Words are on the back. ➡)</i> 
18 READING Look at the covers of books before reading them. Talk about what the books might be about.	19 WRITING Trace shapes and letters in a shallow tray of flour, salt, or baking soda. 	20 PLAYING Make a tent out of blankets and pretend to be camping in the forest. Draw maps and use them to take hikes around your house.	21 TALKING Introduce a new word to describe how you feel. Say "I am delighted" rather than "I am happy."	22 SINGING Sing a favorite song together. Change the words to make it silly or to incorporate your child's name.	23 COUNTING Play store. Set up a little store with items in your house and take turns being the shopper and the checkout clerk.	24 READING Point out signs everywhere today. Explain what they say and how they help. 
25 WRITING Make a chart of family preferences. List family member names and their favorite colors, flavors of ice cream, fruit, etc.	26 PLAYING Use masking tape to make lines or shapes on the floor. Walk along the tape like a pretend balance beam.	27 TALKING Talk about concepts like "on" and "off" when you put on and take off hats and jackets.	28 SINGING Make music with things you have in the house—pots, pans, spoons—and sing and dance to the music you make.	29 COUNTING Use building blocks to create towers. Count the blocks as you stack them.		

How we read to children is as important as how often we read to them.

No matter what your child's age, reading together with your child—or shared reading—is the single most important activity that you can do to help your child get ready to read. Engage your child in back and forth conversations about the books you read. Children learn more words when they have the opportunity to respond to questions. If English is not your first language, speak to your child in the language you know best. This allows you to explain things to your child more fluently.

ZOOM, ZOOM, ZOOM

Zoom Zoom Zoom,
We're going to the moon,
(point to the sky)

Zoom Zoom Zoom,
We're leaving very soon,
If you want to take a trip,
Climb aboard my rocket ship,

Zoom Zoom Zoom,
We're going to the moon,
(point to the sky)

Zoom Zoom Zoom,
We're leaving very soon.

10, 9, 8, 7, 6, 5, 4, 3, 2, 1 Lift off!
(children can jump up or lift baby up)

ALPHABET SONG

A-B-C-D-E-F-G
H-I-J-K-L-M-N-O-P
Q-R-S ... T-U-V
W - X ... Y and Z
Now I know my ABCs
Next time won't you sing with me?

THE MORE WE GET TOGETHER

The more we get together
Together, together
The more we get together
The happier we'll be
'Cause your friends are my friends
And my friends are your friends
The more we get together
The happier we'll be

ONE, TWO, BUCKLE MY SHOE

One, two; buckle my shoe.
Three, four; shut the door.
Five, six; pick up sticks.
Seven, eight; don't be late.
Nine, ten; do it over again!



Books to Read this Month

Check out these books at the library. If they are not available, ask the librarian for a recommendation.

FOR READERS AGES 0-3

Teddy, Truck and other First Words

by Bernette Ford

I Love Your Face!

by Karma Wilson

FOR READERS AGES 3+

You Rule!

by Rilla Alexander

Race Car Dreams

by Sharon Chriscoe



MARCH 2024

Daily literacy-building activities to share with your child.

SUNDAY

MONDAY

TUESDAY

WEDNESDAY

THURSDAY

FRIDAY

SATURDAY



3 TALKING Play show and tell to build speaking confidence. Everyone chooses something they're interested in and talks about it.	4 SINGING Sing about what you are doing. <i>This is the way we eat our food, eat our food, eat our food. This is the way we put on our shoes, etc.</i>	5 COUNTING Have your child help you prepare a recipe by helping measure and count cups and spoonfuls.	6 READING As you read, point out a picture and talk about it. <i>That's a tree. Trees have branches and leaves. Birds sometimes build nests in them.</i>	7 WRITING Practice drawing facial expressions. Draw a happy face, a sad face, a surprised face, an angry face, a silly face.	8 PLAYING Pretend you and your child are diving in the ocean. What might you see? Describe the beautiful marine life you see.	9 TALKING Point to and name body parts. <i>Where is your mouth? Where are your ears? Where are your toes?</i> 
10 SINGING Gather some household items to use as instruments. Have a fun parade marching around the house singing and making music.	11 COUNTING Say or sing "Five Little Froggies." <i>(Words are on the back. ➡)</i> 	12 READING Show your child a selection of books. Ask which they'd like to read first, second, etc. 	13 WRITING Invite your child to help you write an email or text message to a relative. Show how you pick out the letters on the keyboard.	14 PLAYING Line up chairs and pretend to drive a city bus. Take turns driving and being the passenger. Call out the stops!	15 TALKING Use a block to pretend to talk on the phone. Hand the block to your child and say, "They want to talk to you."	16 SINGING Sing or say and act out "Here is the Beehive." <i>(Words are on the back. ➡)</i> 
17 COUNTING Use masking tape to measure yourself and your child on a wall. Compare the sizes. Who is taller? Who is shorter?	18 READING Share what you are reading with your child. Read aloud a portion of a magazine, book, or newspaper that you are reading.	19 WRITING Write a shopping list together. Take it to the store and check off the items as they are selected. 	20 PLAYING Pretend to be birds. Flap your wings and whistle and tweet. Talk about your favorite birds. 	21 TALKING Spring is here! Talk about what to expect in Springtime like warmer weather, rain and mud, flowers and trees beginning to blossom.	22 SINGING Sing and dance "The Hokey Pokey." <i>(Words and actions are on the back. ➡)</i>	23 COUNTING Place several objects on a table. Talk about which is largest, which is heaviest, which is smallest.
24 READING Make labels for common items in your home. 31 WRITING Draw and decorate the alphabet together.	25 WRITING Create a writing box together. Include paper and crayons. Decorate the outside and leave it within easy reach of your child.	26 PLAYING Make a tent with sheets and furniture. Pretend you are camping. What do you see? What do you hear?	27 TALKING Have your child "interview" family members or friends with fun questions. This encourages them to ask questions and listen actively.	28 SINGING Play or sing your favorite song together. Sing it fast, sing it slow. Sing it loud, sing it in a whisper.	29 COUNTING Collect a variety of rocks and pebbles. Write numbers on each. Help your child put them in order.	30 READING Help your child notice words throughout the day. Point out street signs, words on food cartons, billboards, and more.

Playing to learn new words.

Play is one of the best ways for children to learn language and literacy skills. Play helps children feel a sense of accomplishment and self-confidence. This motivates them to try new experiences and not to give up when something seems difficult.

Also, it's fun!

FIVE LITTLE FROGGIES

Five little froggies sat on a shore.

(Crouch like a frog)

One went for a swim, then there were four.

(Pretend to leap and swim off)

Four little froggies

(Crouch like a frog)

Looked out to sea.

(Put your hand at brow and look out to sea)

One went swimming, and then there were three.

(Pretend to leap and swim off)

Three little froggies said, "What can we do?"

One jumped in the water, then there were two.

(Pretend to leap and swim off)

Two little froggies sat in the sun.

(Crouch like a frog)

One swam off, and then there was one.

(Pretend to leap and swim off)

One little froggie said "This is no fun!"

He dived in the water, and then there were none!



HERE IS THE BEEHIVE

Here is the beehive. *(Make a fist)*

Where are the bees?

Hiding inside where nobody sees.

Watch them come creeping out of the hive,

One, two, three, four, five *(Release one finger at a time*

from the fist/hive)

BUZZ-ZZZ *(Wiggle fingers)*

THE HOKEY POKEY

You put your right foot in

You take your right foot out.

You put your right foot in

And you shake it all about.

You do the hokey pokey

And you turn yourself around.

That's what it's all about.

REPEAT WITH "LEFT FOOT," "RIGHT HAND," "LEFT HAND,"
AND "WHOLE SELF!"

Books to Read this Month

Check out these books at the library. If they are not available, ask the librarian for a recommendation.

FOR READERS AGES 0-3

A Little Book About Opposites

by Leo Lionni

I Love You To the Moon and Back All Year Long

by Amelia Hepworth

FOR READERS AGES 3+

Tap! Tap! Tap!: Dance! Dance! Dance!

by Herve Tullet


Jack the Library Cat

by Marietta Apollonio



APRIL 2024

Daily literacy-building activities to share with your child.



SUNDAY

MONDAY

TUESDAY

WEDNESDAY

THURSDAY

FRIDAY

SATURDAY

1 WRITING

Talk a walk outside together. When you return home, work together to draw the story of your walk. What did you see?

2 PLAYING

Take turns pretending to be a variety of animals. Bark and wag your tail like a dog. Wriggle like a snake. Be a bird flapping its wings.

3 TALKING

Say a favorite nursery rhyme, but change an important word to something silly.

Hickory Dickory Dock, the mouse ran up the tree...

4 SINGING

Has it been raining a lot? Sing "Rain, Rain, Go Away."
(Words are on the back. ➡)

5 COUNTING

Talk about big and little today. Find and talk about items that are different sizes throughout the day.

6 READING

Visit the library (in person or online) and check out books about spring.



7 WRITING

Create a piece of art. Look at the sky and draw the clouds. Be sure to sign your name!



8 PLAYING

Play follow the leader. One person (the leader) performs actions the others must follow. Take turns being the leader.

9 TALKING

Use new describing words today. For example, say "enormous" instead of "big" and "wonderful" instead of "great."

10 SINGING

Sing "Row, Row, Row Your Boat" during bath time.

(Words are on the back. ➡)

11 COUNTING

Cut a piece of toast in half. Say "Now we have two pieces the same size."



12 READING

Help your child stack blocks as high as you can. Count each block as you add it. How many can you stack before it tumbles over?

13 WRITING

Make a dot painting with cotton swabs and paint to help develop fine motor skills.

14 PLAYING

Cut out large shapes—a square, a triangle, a circle—and place them on the floor. Take turns telling which shapes to step on.

15 TALKING

Talk about your day and their day.

I'm making breakfast. You're playing with blocks. We're getting ready to go out.

16 SINGING

Sing "I Hear Thunder."
(Words are on the back. ➡)

17 COUNTING

Draw a chalk grid with numbers and have the child jump to the numbers you call out.

18 READING

Teach letter sounds by playing "I Spy."

*I spy with my little eye something that begins with S.
Yes! A spoon!*

19 WRITING

Help your child experiment with a variety of writing tools. Use pencils, crayons, markers, and chalk on different types of paper.

20 PLAYING

Go on a circle hunt! Make a list of all the circle-shaped items you find today.



21 TALKING

Choose a word of the day. Write the word down together. Use the word several times during the course of the day.

22 SINGING

Make up a song about something that is familiar or interesting to your child.

23 COUNTING

Count in nature. How many birds, rocks, flowers, trees do you see?

24 READING

Place pieces of paper with big letters written on them around the room. Help your child find them.

Where's the letter A? On the chair!

25 WRITING

Write your child's first name in big block letters. Color and decorate it together. Talk about each letter.

26 PLAYING

Make paper bag puppets and play with them. Introduce them to each other.
(Instructions are on the back. ➡)

27 TALKING

Go on a listening walk. Listen for birds, the wind, traffic, and point them out. At the end of your walk talk about what you heard.

28 SINGING

Take turns singing bits of favorite songs to each other.



29 COUNTING

Line up the family from shortest to tallest. From tallest to shortest. From oldest to youngest. From youngest to oldest.

30 READING

Help your child notice words throughout the day. Point out street signs, words on food cartons, billboards, and more.



Talking is one of the best ways for children to learn new words.

Speak to your child often during the day and try to use many different words to express your ideas. Children love to imitate, and they will try to imitate your speech. Chances to chat include while you are getting dressed in the morning, eating breakfast, riding in the car, walking from the car to a store, playing together, doing chores, taking a bath, going to bed, and while saying goodnight. Ask lots of open-ended questions, those that require more than a yes or no answer.

PAPER BAG PUPPETS

You will need:

- Crayons or Markers
- Small paper bags, like lunch bags
- Yarn or ribbon
- Glue stick

Directions:

1. Use your crayons and markers to create a face on the bottom of your paper bag.
2. Use glue and yarn or ribbon to make hair. You can also draw your puppet's hair.
3. Color in the bottom part of your puppet to make clothes.
4. Put your hand inside the bag and put on a puppet show.

ROW ROW YOUR BOAT

Row, row, row your boat
Gently down the stream
Merrily merrily, merrily, merrily
Life is but a dream

I HEAR THUNDER

Sing to the tune "Frère Jacques"

I hear thunder, I hear thunder.

(Pound hands gently on floor or lap)

Listen, don't you? Listen, don't you?

(Cup hand to ear)

Pitter, patter raindrops; pitter, patter raindrops;

(Wiggle fingers in falling motion in front of face)

I'm wet through,

(Shake body)

So are you!

RAIN, RAIN, GO AWAY

Rain, Rain,

Go away;

Come again,

Another day;

Little [child's name]

wants to play



Books to Read this Month

Check out these books at the library. If they are not available, ask the librarian for a recommendation.

FOR READERS AGES 0-3

Still This Love Goes On

by Buffy Sainte-Marie

Goodnight Everyone

by Chris Haughton

FOR READERS AGES 3+

Farmhouse

by Sophie Blackall

The Book of Mistakes

by Corinna Luyken



MAY 2024

Daily literacy-building activities to share with your child.



SUNDAY

MONDAY

TUESDAY

WEDNESDAY

THURSDAY

FRIDAY

SATURDAY

			1 WRITING Play with play dough—it strengthens muscles needed for writing.	2 PLAYING Go on an outside scavenger hunt. Make a list (tree, car, flower, bird, bus, etc.) and check off the items as you see them.	3 TALKING Take turns saying as many words as you can that rhyme with May. 	4 SINGING Play talent show. Take turns singing and/or dancing.
5 COUNTING Go for a walk and find three different-sized twigs. Talk about shorter and longer. Ask your child to hand you the longest, the shortest, etc.	6 READING Ask your child to “read” to you by telling you their own story based on pictures in a book.	7 WRITING Make a Mother’s Day card and have your child “sign” their name. Scribbles are ok!	8 PLAYING Play a stacking game. Use blocks, rocks, boxes, anything you have. Talk about what might make your stack tumble.	9 TALKING Talk about feelings you felt today. What made you laugh?	10 SINGING Sing “The Farmer Plants the Seeds.” <i>(Words are on the back. ➡)</i>	11 COUNTING Sing “The Ants Go Marching.” <i>(Words are on the back. ➡)</i> 
12 READING Draw the pictures to a story on 4-5 small pieces of paper. Help your child put the papers in proper sequence to tell the story.	13 WRITING Draw a large alphabet. Have your child practice finger tracing while you say the letters out loud.	14 PLAYING Play a rhyming game. Choose a word and then come up with as many rhyming words as you can. Dog, frog, hog, log. Tree, see, me, knee.	15 TALKING Look for signs of spring. Go for a walk and talk about what you see. Point out new grass, birds, first flowers, leaf buds.	16 SINGING Sing a favorite song. Sing it fast. Sing it slow. Whisper it.	17 COUNTING Ask questions about what is heavier. <i>Does an orange or a grape weigh more? Is Mom’s shoe or your shoe heavier?</i>	18 READING Find out the details of your library’s summer reading program. 
19 WRITING Draw pictures together. Label the things you draw. 	20 PLAYING Go for a walk after dark. Pretend you are an explorer. Talk about what you see. 	21 TALKING Enunciate words today. <i>Would you like a ba-ba-ba-nana? Banana begins with B! Can you close the d-d-d-door? Door begins with D!</i>	22 SINGING Involve your child in creating their own songs about their interests, favorite stories, or experiences.	23 COUNTING Draw numbers on the sidewalk with chalk. Say them as you step on them.	24 READING Encourage your child to take the lead with reading. They can select the books and show you where to start.	25 WRITING Help your child begin to recognize words for a few common objects by labeling them. Shoe, Table, Door, Floor.
26 PLAYING Set up an obstacle course and give your child directions. <i>Run to the park bench. Jump over the stick. Touch the ground. Come back to me.</i>	27 TALKING When reading a book today stop before you get to the end and ask your child what they think will happen next.	28 SINGING <i>You: ABCDEFG Child: HIJKLMNOP</i> Continue taking turns to finish the alphabet. 	29 COUNTING Count the number of eggs in a carton. Explain that 12 items together is also called a dozen.	30 READING Act something out from the story you are reading.	31 WRITING Make a list of things you liked best about this month.	

Good readers have a large vocabulary.

Knowing lots of words helps children better understand what they read. You can help your children learn lots of words by:

- Having plenty of conversations. Take turns talking. It is important for you to ask questions and listen to what your children say in response.
- Read together! A lot!
- Make connections. Connect what you are reading in books to their lives. "Yes, Grandma has a black cat, too."
- Repetition. Children often love to read the same book over and over. This is a good thing as repeated readings help build vocabulary.



ANTS GO MARCHING


The ants go marching one by one, hurrah, hurrah.
The ants go marching one by one, hurrah, hurrah.
The ants go marching one by one,
The little one stops to eat a plum.
And they all go marching down,
To the ground, to get out of the rain.
BOOM BOOM BOOM

Two by two. Tie its shoe.
Three by three. Climb a tree.
Four by four. Shut the door.
Five by five. Take a dive.
Six by six. Pick up sticks.
Seven by seven. Tie a ribbon.
Eight by Eight. Close the gate.
Nine by Nine. Check the time.
Ten by Ten. Say THE END.

THE FARMER PLANTS THE SEEDS

Sing to the tune "The Farmer in the Dell"

The Farmer plants the seeds,
The Farmer plants the seeds, *(Pretend to plant seeds)*
Hi, ho, the dairy-o,
The farmer plants the seeds.
The sun comes out to shine... *(Make large circle with arms)*
The rain begins to fall... *(Hands flutter up and down)*
The seeds begin to grow... *(Stand up tall)*
The farmer picks the crops... *(Pretend to pick crops)*
We all sit down to eat... *(Pretend to eat)*



Books to Read this Month

Check out these books at the library. If they are not available, ask the librarian for a recommendation.

FOR READERS AGES 0-3

Bear Snores On

by Karma Wilson

Don't Let the Pigeon Drive the Bus

by Mo Willems

FOR READERS AGES 3+

Night Lunch

by Eric Fan

Sam and Dave Dig a Hole

by Mac Barnett



JUNE 2024

Daily literacy-building activities to share with your child.



SUNDAY

MONDAY


TUESDAY

WEDNESDAY

THURSDAY

FRIDAY

SATURDAY



2 PLAYING <p>Sit on cushions on the floor and pretend to be in a boat. Sing "Row, Row, Row, Your Boat." <i>(Words are on the back. 🐸)</i></p>	3 TALKING <p>Pick out a family snapshot or random picture and ask your child to tell you about it. Expand on what your child says to create a story.</p>	4 SINGING <p>Recite "Little Miss Muffet." <i>(Words are on the back. 🐸)</i></p>	5 COUNTING <p>Measure your child's height and write it here: _____ Compare it to January's measurement.</p>	6 READING <p>Look at the covers of books together. Talk about what the book might be about.</p>	7 WRITING <p>Draw the outline of your child's hand. Write the date and have your child "sign" the drawing.</p>	1 WRITING <p>Go outside and observe insects like ants, butterflies, and bees. Talk about their behaviors and habitats. Draw images of the insects.</p>
9 TALKING <p>Talk about summer. What are your favorite things to do in summer? How are summer and winter different?</p>	10 SINGING <p>Sing a favorite song to your child. Then sing it again but change a few words to make it silly.</p>	11 COUNTING <p>Weigh your child and write it here: _____ How does it compare to January? </p>	12 READING <p>Read a book about flowers and plants.</p>	13 WRITING <p>In the morning write today's To-Do list. Check things off as you do them. </p>	14 PLAYING <p>Play Leap Frog with stuffed animals. Explain that the game is called Leap Frog because players resemble frogs leaping through the air.</p>	15 TALKING <p>Talk about colors. What is your favorite color and why? Find your favorite color as many times as you can today.</p>
16 SINGING <p>Recite the nursery rhyme "Diddle Diddle Dumpling." <i>(Words are on the back. 🐸)</i></p>	17 COUNTING <p>Select a number of small rocks and pebbles. Number them with a crayon or marker and help your child put them in order.</p>	18 READING <p>While reading a familiar book today, pause here and there to allow your child to say some of the words.</p>	19 WRITING <p>Make a word jar. Each day write a new word on a slip of paper and add it to the jar. Take turns pulling words out and discussing.</p>	20 PLAYING <p>Play "Red Light, Green Light." <i>(Instructions are on the back. 🐸)</i> </p>	21 TALKING <p>Ask W questions after reading a book. (Who, What, Where, When, Why.) <i>Why is the mouse laughing? What color is the truck?</i></p>	22 SINGING <p>Sing one of your children's favorite books. </p>
23 COUNTING <p>Count the number of kisses you give your child today.</p>	24 READING <p>Look at a magazine together. Explain some of the pictures or illustrations. </p>	25 WRITING <p>Work with your child to practice tracing. Draw big letters and shapes for them to trace.</p>	26 PLAYING <p>Pretend you are swimming in the ocean. What do you see? Describe the fish, the plants, the sand, the seashells, etc.</p>	27 TALKING <p>Talk about food. What do you like to eat? What should you eat for dinner? </p>	28 SINGING <p>Have a parade. Put on music and march around. Pretend to play instruments.</p>	29 COUNTING <p>Sort items from your grocery bag together. <i>These things go in the pantry. These go in the refrigerator. What goes in the freezer?</i></p>
30 WRITING <p>Go to the library and pick out a book about summer.</p>						

One way children learn vocabulary is from listening to stories.

They listen to understand what is being said, which helps them learn new words. Stories aren't just found in books. You can tell stories about your day, your memories from growing up, or something about your child's life. You can also use wordless picture books and make up a story together. With wordless books, you can develop imagination along with language and vocabulary skills. Make it fun! Having fun with words helps your child become more aware of words and eager to learn more.

LITTLE MISS MUFFET

Little Miss Muffet
Sat on a tuffet,
Eating her curds and whey
Along came a spider
And sat down beside her
And frightened Miss Muffet away

ROW YOUR BOAT

Row, Row, Row, Your Boat
Gently Down the Stream
Merrily, Merrily, Merrily, Merrily
Life is But a Dream

DIDDLE DIDDLE DUMPLING

Diddle diddle dumpling, my son John
Went to bed with his trousers on
One shoe off, and one shoe on
Diddle diddle dumpling, my son John.

RED LIGHT GREEN LIGHT

One person is the traffic light. When they say green light everyone can move toward the finish line. When they say red light everyone must immediately stop. Continues until everyone reaches the finish line.



Books to Read this Month

Check out these books at the library. If they are not available, ask the librarian for a recommendation.

FOR READERS AGES 0-3

Up Cat, Down Cat

by Steve Light

Leo at the Park

by Anna McQuinn

FOR READERS AGES 3+

Jabari Jumps

by Gaia Cornwall

Giraffes Can't Dance

by Giles Andreae



JULY 2024

Daily literacy-building activities to share with your child.



SUNDAY

MONDAY

TUESDAY

WEDNESDAY

THURSDAY

FRIDAY

SATURDAY

1 WRITING

Plan a picnic. Together, write a list of things you will need to bring. Check off the list as you locate the items.

2 PLAYING

Play store. Set up a store with your child's toys. Take turns being the check-out clerk and the shopper.

3 TALKING

Talk about time. Draw a sun and underneath, write down things that happen during the day. Draw a moon and list things that happen at night.

4 SINGING

Sing a song with movement, like "BINGO."

(Words are on the back. ➡)

5 COUNTING

Talk about sizes. Draw small boxes and large boxes. Ask your child to circle the small boxes.

6 READING

Look at the cover of a book before reading it. Point out the book's title and say "The name of this book is..."

7 WRITING

Write a short message and tuck it in your child's shoe. Read it together when your child finds it.

8 PLAYING

Play "Follow the Leader" outside. Take turns being the leader.



9 TALKING

Use a fruit or vegetable your child loves. Talk about how it looks, tastes, smells, feels. Where does it grow? Where do you purchase it?

10 SINGING

Play music with a fast tempo as you pick up and put away toys. Who can pick up the most toys?

11 COUNTING

Compare amounts.

You have more crackers than I do. I have more blueberries than you do.

12 READING

Vary your voice as you read. Use different expressions to help your child learn about feelings.

13 WRITING

Draw the outline of your child's hand on a piece of paper. Write the date and have your child "sign" the drawing. Save it.

14 PLAYING

Use a flashlight to create shadows on a wall and let children create characters or animals to tell a story.

15 TALKING

Take a walk outside. Talk about all you see. Talk about the weather and how it is different than in winter.

16 SINGING

Sing or recite "Mary Had a Little Lamb."
(Words are on the back. ➡)



17 COUNTING

Count how many birds you see today. Keep a list. Note location, color, sounds. At the end of the day look at your list and discuss.

18 READING

After reading a book together have a conversation. Talk about your favorite parts.



19 WRITING

Help your child draw a picture of a summer activity. Have your child "sign" the picture.



20 PLAYING

Encourage children to engage in imaginative play where they create stories and scenarios using dolls, action figures, or other toys.

21 TALKING

At bedtime talk about where various animals sleep at night.



22 SINGING

Play "Freeze" while dancing to music. When the music stops, everyone has to freeze.

23 COUNTING

Use a piece of string to measure things.



24 READING

Read a book about summer.

25 WRITING

Ask your child to dictate a letter to a special person. Show how to address an envelope and add a stamp. Then mail the letter together.

26 PLAYING

Play "Riddle Me."

*I'm bigger than your hand and I'm in the kitchen. What am I?
Yes, A banana!*

27 TALKING

Talk about things you do in the morning, things you do in the afternoon, and things you do at night.

28 SINGING

Play "Echo Me." Clap, stomp, or beat a drum and have your child repeat the noise.

29 COUNTING

Create a grocery list with your child. Together, look at what you have and decide what you will need to purchase.

30 READING

Point out words everywhere you go today.

31 WRITING

Spend time drawing together.

You are your child's first teacher, and your home is where your child begins to learn.

Make your home a great place to learn. It doesn't take money to create special places where you and your child can talk, sing, read, write, play, and count. Here are a few ideas.

PLACES TO READ

Create a special space for your children to look at books. Have a comfortable chair or pillows and a small shelf or basket for favorite books. Make sure there's room for you and your child to sit together and that your child can reach books without needing help.

PLACES TO WRITE

Make it easy for your child to write throughout the day. Set up a space where your child can go on his or her own and use writing materials. Provide pencils, crayons, or markers of different sizes so your child can write with what is most comfortable. Use unlined paper.

PLACES TO PLAY

Play requires a little space, simple props, and some imagination and encouragement. You don't need special toys or expensive electronics. Provide props like large boxes, old clothes or costumes for dress up, empty food containers, and empty paper towel rolls. Play comes naturally to young children and is one of the primary ways they learn. Provide plenty of opportunities for your child to play.

B-I-N-G-O

There was a farmer who had a dog
and Bingo was his name-oh.

B-I-N-G-O

B-I-N-G-O

B-I-N-G-O

and Bingo was his name-oh.

There was a farmer who had a dog
and Bingo was his name-oh.


(clap)-I-N-G-O

(clap)-I-N-G-O

(clap)-I-N-G-O

and Bingo was his name-oh.

CONTINUE UNTIL ALL THE LETTERS IN
BINGO'S NAME ARE REPLACED WITH CLAPS.



MARY HAD A LITTLE LAMB

Mary had a little lamb,
Its fleece was white as snow,
And everywhere that Mary went
The lamb was sure to go;
It followed her to school one day
Which was against the rules,
It made the children laugh and play
To see a lamb in school.

Books to Read this Month

Check out these books at the library. If they are not available, ask the librarian for a recommendation.

FOR READERS AGES 0-3

I Love Bugs

by Emma Dodd

Higher, Higher

by Leslie Patricelli

FOR READERS AGES 3+

Little Kids First Big Book of Bugs

by Catherine Hughes

Amara and the Bats

by Emma Reynolds



AUGUST 2024

Daily literacy-building activities to share with your child.



SUNDAY

MONDAY

TUESDAY

WEDNESDAY

THURSDAY

FRIDAY

SATURDAY

4 SINGING Make music with things you have in the house like pots, pans, spoons, boxes, and cups.	5 COUNTING Talk about time. How long does it take to get to the park? How long does it take to get to the library?	6 READING Read a nonfiction book about birds. Talk about what you've learned. Say the rhyme "If I Were a Bird." <i>(Words are on the back. ➡)</i>	7 WRITING Label the things in your child's room. Bed, dresser, table, book, closet. Point to the words and discuss.	1 WRITING Use building toys like LEGO or wooden blocks to form letters of the alphabet.	2 PLAYING Have a scavenger hunt. Ask your child to find something round, square, red, blue, etc.	3 TALKING Talk about bigger and smaller. <i>What is bigger, a giraffe or an ant? A house or a cat?</i> 
11 COUNTING Put the family's shoes in order from biggest to smallest. 	12 READING Go to the library and check out a new book.	13 WRITING Draw a picture for a grandparent or other important person. Be sure to "sign" it.	14 PLAYING Play "What Fits?" Will the car fit inside your shoe? Will your shoe fit inside the car?	8 PLAYING Play with blocks. What can you make? Form the blocks into a letter shape. 	9 TALKING Take an alphabet walk outside. Talk about things that begin with different letter sounds.	10 SINGING Sing or say "The Itsy Bitsy Spider." <i>(Words are on the back. ➡)</i> 
18 READING Have a family storytime. Each person picks a book. 	19 WRITING Use play dough to shape your child's first name. 	20 PLAYING Play the yes-no game about time. <i>Is it time for breakfast? Is it time to read? Is it time for kisses?</i>	21 TALKING Before going to bed, talk about things you did this morning, this afternoon, and tonight. What will you do tomorrow?	15 TALKING Plan a visit to your local library. Talk with your child about everything the library offers (books, toys, games, programs, etc.).	16 SINGING Pick a new kind of music you haven't listened to before. Listen together. Discuss.	17 COUNTING Set the table for a meal. How many plates will you need? How many utensils? Napkins?
25 WRITING Write your child's first name. Talk about the first letter of their name. Make the sound and say words that begin with the letter.	26 PLAYING Sing "Scarecrow, Scarecrow" and do all the movements. <i>(Words are on the back. ➡)</i>	27 TALKING Offer choices today. <i>Do you want this book or that one? Do you want water or milk? Would you like a banana or strawberries?</i>	28 SINGING Take turns singing bits of favorite songs.	22 SINGING Sing a "good morning" song to greet your child in the morning.	23 COUNTING Draw a picture of a cookie. Ask your child how many chocolate chips or sprinkles to add. Count out loud as you add them to the picture.	24 READING Relate the story in a book to your child's experiences. "Remember when you saw a big dog?"
				29 COUNTING Trace around your hand and around your child's hand. Talk about the difference in size.	30 READING Look at pictures in magazines or newspapers. Take turns telling stories about the pictures.	31 WRITING Write your child's name on paper and let them trace it using various materials like crayons, markers, or finger paint.

Children's reading success in kindergarten and beyond begins with positive language and literacy experiences from the time they are infants.

- Young children have shorter attention spans. You can do activities for short bits of time throughout the day or whenever you have the chance.
- You can help your children learn in ways and at times that are best for them.
- Children learn best by doing—and they love doing things with YOU!

THE ITSY BITSY SPIDER

The itsy bitsy spider went up the water spout.

(Move fingers up toward sky)

Down came the rain and washed the spider out.

(Bring fingers down and back)


Out came the sun and dried up all the rain

(Move arms up over head)

And the itsy bitsy spider climbed up the spout again.

(Move fingers up toward sky)

REPEAT WITH "GREAT BIG SPIDER" USING A GRUFF, DEEP VOICE.



IF I WERE A BIRD

If I were a bird, I'd sing a song

And fly about the whole day long.

And when the night comes, go to rest,

Up in my cozy little nest.

SCARECROW, SCARECROW *Sing to the tune of "Twinkle, Twinkle, Little Star"*

Scarecrow, scarecrow, turn around,

Scarecrow, scarecrow, touch the ground.

Stand up tall and blink your eyes.

Raise your hands up to the sky.

Scarecrow, scarecrow, touch your toes.

Scarecrow, scarecrow, tap your nose.

Swing your arms so very slow,

Now real fast to scare the crows.

Raise your head, jump up and down.

Now sit down without a sound.

Books to Read this Month

Check out these books at the library. If they are not available, ask the librarian for a recommendation.

FOR READERS AGES 0-3

My Heart Fills with Happiness

by Monique Gray Smith

Little You

by Richard Van Camp

FOR READERS AGES 3+

Still This Love Goes On

*by Buffy Sainte-Marie
and Julie Flett*


Count on Me

by Miguel Tanco



SEPTEMBER 2024

Daily literacy-building activities to share with your child.



SUNDAY

MONDAY


TUESDAY

WEDNESDAY

THURSDAY

FRIDAY

SATURDAY

1 WRITING <p>Draw the letters of the alphabet with your child. Practice tracing the letters with fingers while making the sound of the letters.</p>	2 PLAYING <p>Blow bubbles today. This strengthens muscles needed for speech.</p>	3 TALKING <p>Discuss opposites. Show examples of big and small, night and day, light and dark.</p>	4 SINGING <p>Clap your hands to the beat of a favorite song.</p> 	5 COUNTING <p>Lace Cheerios-type cereal onto a piece of yarn. Count them as you go.</p> 	6 READING <p>Read a book about insects that are active in late summer, like crickets or cicadas. Talk about how you can hear them at night.</p>	7 WRITING <p>Write your to-do list together. Have your child check off each task as it is completed.</p> 
8 PLAYING <p>Set up a tinkering station with materials like craft supplies, cardboard, and tape. Children can use their imaginations to create their own inventions.</p>	9 TALKING <p>Ask your child "What is your favorite game to play?" Talk about why and play it if you can.</p>	10 SINGING <p>Sing a favorite song in parts. You sing, then your child, then you, and so on.</p>	11 COUNTING <p>Count aloud as your child puts pebbles in a container one at a time, up to ten.</p>	12 READING <p>Have a family book club. Each person brings a book for a story time.</p> 	13 WRITING <p>Pop bubble wrap or play with squirt toys to develop muscles needed for writing.</p>	14 PLAYING <p>Tape a sheet of contact paper to the wall, sticky side out. See which toys stick and which do not.</p>
15 TALKING <p>Make silly sounds today. Encourage your child to also make silly sounds.</p>	16 SINGING <p>Play talent show. Each person sings a song or plays an instrument. (Instruments can be any noise-making items around the house.)</p>	17 COUNTING <p>Look for shapes around the house or outdoors. Encourage children to identify and name shapes they see.</p>	18 READING <p>Pick a favorite book. Ask your child to tell you what happens before you start reading.</p>	19 WRITING <p>Use your fingers to draw shapes in the air. Take turns guessing what each person drew.</p>	20 PLAYING <p>Go on a scavenger hunt. Look for things that begin with the "p" sound, like a plate, a pan, a pen.</p>	21 TALKING <p>Take turns telling each other simple stories.</p> 
22 SINGING <p>Sing or say "If You're Happy and You know It." (Words are on the back. ➡)</p>	23 COUNTING <p>Use toy blocks to measure how long something is. How many blocks long is your arm, your foot, etc.?</p>	24 READING <p>Hang up a piece of paper with the words to "Are You Sleeping?" and sing it every morning and night. (Words are on the back. ➡)</p>	25 WRITING <p>Write your child's first name. Talk about the first letter of their name. Make the sound and say words that begin with the letter.</p>	26 PLAYING <p>Play "Hot and Cold." (Instructions are on the back. ➡)</p> 	27 TALKING <p>Use family photos to tell different stories. Encourage your child to tell a story.</p>	28 SINGING <p>Have a family sing-along. Each person gets to pick a favorite song.</p>
29 COUNTING <p>Count the number of people in your family. How many kids? How many grownups? How many pets?</p>	30 READING <p>Ask your child questions as you read to them today. <i>What do you think will happen next? Where did the little dog go?</i></p>					

Playing to Learn New Words

Play and have fun with words:

- Read a book with lots of made-up words like "How Do You Wokka-Wokka?" by Elizabeth Bluemle. Try making up more words to go with the story.
- Silly poems are fun and can teach new vocabulary.
- Kids love riddles and jokes, which often use a "play on words." Laugh along as you talk about the answer to the riddle or joke.
- Having fun with words helps your child become more conscious of words and happy to keep learning.

IF YOU'RE HAPPY AND YOU KNOW IT

If you're happy and you know it clap your hands.

(clap, clap)

If you're happy and you know it clap your hands.

(clap, clap)

If you're happy and you know and you really want to show it, if you're happy and you know it clap your hands.

(clap, clap)

OTHER VERSES: STOMP YOUR FEET! TURN AROUND! SHOUT HOORAY! DO ALL FOUR!

ARE YOU SLEEPING?

Are you sleeping, are you sleeping?

Brother John, Brother John?

Morning bells are ringing, morning bells are ringing,

Ding ding dong, ding ding dong.



HOT AND COLD

1. Select a household item for hiding.
2. The finder closes their eyes while the hider hides the item somewhere in the room.
3. The finder searches for the item while the hider provide clues.
4. When the finder is close to the item, the hider responds "you're hot!"
5. When The finder is far from the item, the hider responds "you're cold!"
6. Take turns being the hider and the finder.

Books to Read this Month

Check out these books at the library. If they are not available, ask the librarian for a recommendation.

FOR READERS AGES 0-3

Brown Bear, Brown Bear, What Do You See?

by Bill Martin Jr.

Jump!

by Tatsuhide Matsuoka

FOR READERS AGES 3+

Lola Goes to School

by Anna McQuinn

Be a Tree!

by Maria Gianferrari

